


# PLEATED AIR FILTER— SERIES 400



Moisture resistant  
100% synthetic  
media

Media bonded  
to metal grid  
prevents fluttering  
and helps maintain  
pleat uniformity



Wide range  
of sizes  
including 1",  
2" and 4"  
thicknesses

- ▶ **Achieves Up To a MERV 8**  
(per ASHRAE Standard 52.2)
- ▶ **Moisture Resistant 100% Synthetic Media**
- ▶ **Longer Service Life** means lower operating costs
- ▶ **Standard Capacity or High Capacity Versions**
- ▶ **Wide Range of Sizes** in 1", 2" and 4" thicknesses
- ▶ **150°F Maximum Recommended Continuous Operating Temperature**
- ▶ **UL900 Class 2**

## DESCRIPTION

The Aerostar Pleated Air Filter—Series 400 incorporates a 100% synthetic media with an ASHRAE 52.1 average atmospheric efficiency of 25% to 30% and an average arrestance exceeding 90% by weight. The 1" and 2" filters handle velocities up to 500 fpm; the 4" filters up to 625 fpm.

The media is bonded to a metal grid on the air-exiting side, preventing fluttering, and maintaining uniformity of the pleats. The filter pack is enclosed in a heavy-duty, moisture resistant, die-cut frame that will not warp, crack or distort under normal operating conditions.

Front and back media retainers are an integral part of the filter frame. The media pack is bonded to every part of the frame, preventing any possibility of air by-pass. Integral pleat separators on the 4" filters provide additional pleat stabilization for the most demanding applications.

## BENEFITS

It is possible for a flat filter to face load, restricting airflow and placing unnecessary strain on equipment. The Series 400 filters accumulate the heavier, more restrictive particles at the bottom of the pleats, leaving the sides open longer for effective filtration. The Series 400 filter media is engineered to provide maximum efficiency. In general, deeper pleats result in longer filter life and more time between changeouts.

- Rigid construction with consistent media extends the service life
- Well-built, efficient and easy-to-handle medium efficiency filters
- Achieves MERV 8 for high capacity; MERV 7 for standard capacity (per ASHRAE Standard 52.2)
- Low initial pressure drop
- Consistent efficiency results

## APPLICATIONS

These filters can be used without modification in side-access filter housings or built-up filter banks. They offer better efficiency than conventional permanent or disposable flat filters. The Series 400 filters, when used as pre-filters, substantially extend the life of more expensive high-efficiency filters. They are the perfect filter for residential, commercial and industrial use. rigid pleat pack requires no upstream or downstream grids to protect the media from damage. The media is also resistant to moisture and microbial growth.

# PLEATED AIR FILTER—SERIES 400



## FEET PER MINUTE (fpm)

FILTER DEPTH	MEDIUM VELOCITY	INITIAL RESISTANCE MEDIUM ("w.g.)		HIGH VELOCITY	INITIAL RESISTANCE HIGH ("w.g.)		FINAL RESISTANCE* (ALL FILTERS)
		STD CAP	HIGH CAP		STD CAP	HIGH CAP	
1"	375	.25	.21	500	.37	.33	1.0
2"	375	.18	.17	500	.28	.27	1.0
4"	500	.25	.22	625	.39	.35	1.0

\*Recommended Final Resistance. System design may dictate a lower change-out point. (Filters tested to 1.5")

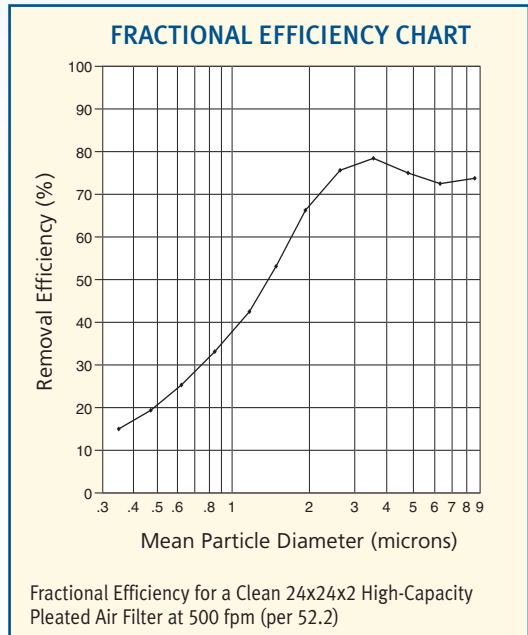
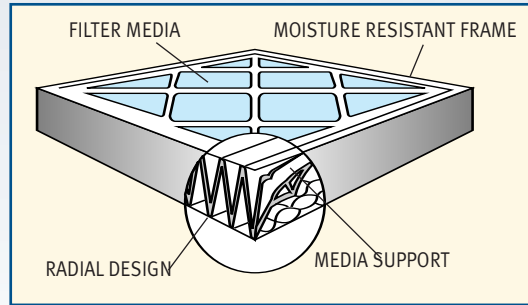
## FEET PER MINUTE (fpm)

FILTER DEPTH	PLEATS PER LINEAR FT STD CAP	PLEATS PER LINEAR FT HIGH CAP	SQ FT OF MEDIA PER SQ FT OF FACE AREA	
			STD CAP	HIGH CAP
1"	12	16	1.75	2.33
2"	10	15	3.125	4.688
4"	9	12	5.813	7.75

## SERIES 400

PART NUMBER	NOMINAL SIZE**	ACTUAL SIZE			CFM CAPACITIES		MEDIA AREA (sq. ft.)		
		STD CAP	HIGH CAP	H	W	D	MEDIUM	HIGH	STD CAP
10403	10476	8 x 16 x 1	7 3/4	15 3/4	3/4	325	450	1.6	2.4
10404	10477	10 x 10 x 1	9 3/4	9 3/4	3/4	250	350	1.3	1.7
10364	10436	10 x 20 x 1	9 1/2	19 1/2	3/4	525	700	2.5	3.2
10405	10478	10 x 24 x 1	9 3/8	23 3/8	3/4	625	825	3.0	3.9
10406	10479	10 x 25 x 1	9 3/4	24 3/4	3/4	650	850	3.1	4.1
10365	10437	12 x 12 x 1	11 3/4	11 3/4	3/4	375	500	1.8	2.3
10407	10480	12 x 16 x 1	11 3/4	15 3/4	3/4	500	650	2.4	3.2
10366	10438	12 x 20 x 1	11 3/4	19 3/4	3/4	625	825	3.0	4.0
10367	10439	12 x 24 x 1	11 3/8	23 3/8	3/4	750	1000	3.6	4.8
10368	10440	12 x 25 x 1	11 3/4	24 3/4	3/4	775	1025	3.7	5.0
10369	10441	14 x 20 x 1	13 1/2	19 1/2	3/4	725	975	3.5	4.7
10408	10481	14 x 24 x 1	13 3/8	23 3/8	3/4	875	1150	4.2	5.7
10370	10442	14 x 25 x 1	13 1/2	24 1/2	3/4	900	1200	4.4	5.9
10371	10443	15 x 20 x 1	14 1/2	19 1/2	3/4	775	1050	3.7	5.0
10409	10482	15 x 25 x 1	14 1/2	24 1/2	3/4	975	1300	4.7	6.2
10410	10483	16 x 16 x 1	15 3/4	15 3/4	3/4	650	875	3.2	4.3
10372	10444	16 x 20 x 1	15 1/2	19 1/2	3/4	825	1100	4.0	5.2
10411	10484	16 x 24 x 1	15 3/8	23 3/8	3/4	1000	1325	4.8	6.3
10373	10445	16 x 25 x 1	15 1/2	24 1/2	3/4	1050	1400	5.0	6.6
10412	10485	18 x 18 x 1	17 3/4	17 3/4	3/4	850	1125	4.1	5.5
10413	10486	18 x 20 x 1	17 3/4	19 3/4	3/4	925	1250	4.5	6.0
10414	10487	18 x 22 x 1	17 3/4	21 3/4	3/4	1025	1375	5.0	6.7
10415	10488	18 x 24 x 1	17 3/8	23 3/8	3/4	1125	1500	5.4	7.2
10374	10446	18 x 25 x 1	17 1/2	24 1/2	3/4	1175	1550	5.6	7.5
10375	10447	20 x 20 x 1	19 1/2	19 1/2	3/4	1050	1400	5.0	6.7
10416	10489	20 x 24 x 1	19 3/8	23 3/8	3/4	1250	1650	6.0	8.1
10376	10448	20 x 25 x 1	19 1/2	24 1/2	3/4	1300	1750	6.2	8.4
10417	10490	22 x 22 x 1	21 3/4	21 3/4	3/4	1250	1675	6.1	8.1
10377	10449	24 x 24 x 1	23 3/8	23 3/8	3/4	1500	2000	7.2	9.6
10378	10450	25 x 25 x 1	24 3/4	24 3/4	3/4	1625	2150	7.8	10.3
10418	10491	10 x 10 x 2	9 3/4	9 3/4	1 3/4	250	350	2.1	3.2
10379	10451	10 x 20 x 2	9 1/2	19 1/2	1 3/4	525	700	4.1	6.2
10419	10492	12 x 20 x 2	11 3/4	19 3/4	1 3/4	625	825	5.2	7.8
10380	10452	12 x 24 x 2	11 3/8	23 3/8	1 3/4	750	1000	6.2	9.3
10381	10453	14 x 20 x 2	13 1/2	19 1/2	1 3/4	725	975	6.2	8.8
10382	10454	14 x 25 x 2	13 1/2	24 1/2	1 3/4	900	1200	7.8	11.0
10383	10455	15 x 20 x 2	14 1/2	19 1/2	1 3/4	775	1025	6.7	9.8
10420	10493	16 x 16 x 2	15 3/4	15 3/4	1 3/4	650	875	5.5	8.4
10384	10456	16 x 20 x 2	15 1/2	19 1/2	1 3/4	825	1100	6.7	10.4
10385	10457	16 x 24 x 2	15 3/8	23 3/8	1 3/4	1000	1325	8.1	12.4
10386	10458	16 x 25 x 2	15 1/2	24 1/2	1 3/4	1050	1400	8.4	12.9
10421	10494	18 x 22 x 2	17 3/4	21 3/4	1 3/4	1025	1375	8.6	13.2
10387	10459	18 x 24 x 2	17 3/8	23 3/8	1 3/4	1125	1500	9.3	14.3
10422	10495	18 x 25 x 2	17 3/4	24 3/4	1 3/4	1175	1550	9.7	14.9
10388	10460	20 x 20 x 2	19 1/2	19 1/2	1 3/4	1050	1400	8.8	12.9
10389	10461	20 x 24 x 2	19 3/8	23 3/8	1 3/4	1250	1650	10.6	15.5
10390	10462	20 x 25 x 2	19 1/2	24 1/2	1 3/4	1300	1750	11.0	16.2
10391	10463	24 x 24 x 2	23 3/8	23 3/8	1 3/4	1500	2000	12.4	18.6
10392	10464	25 x 25 x 2	24 3/4	24 3/4	1 3/4	1625	2150	13.6	20.1
10393	10465	12 x 24 x 4	11 3/8	23 3/8	3 5/8	1000	1250	11.5	15.3
10394	10466	16 x 20 x 4	15 3/8	19 3/8	3 5/8	1100	1400	12.8	17.0
10395	10467	16 x 25 x 4	15 3/8	24 3/8	3 5/8	1400	1750	16.0	21.3
10396	10468	18 x 24 x 4	17 3/8	23 3/8	3 5/8	1500	1875	17.9	23.0
10397	10469	20 x 20 x 4	19 3/8	19 3/8	3 5/8	1400	1750	16.0	21.3
10398	10470	20 x 24 x 4	19 3/8	23 3/8	3 5/8	1657	2100	19.2	25.5
10399	10471	20 x 25 x 4	19 3/8	24 3/8	3 5/8	1750	2200	19.9	26.6
10400	10472	24 x 24 x 4	23 3/8	23 3/8	3 5/8	2000	2500	23.0	30.6
10401	10473	25 x 29 x 4	24 3/8	28 3/8	3 5/8	2525	3150	29.3	38.6
10402	10474	28 x 30 x 4	27 3/8	29 3/8	3 5/8	2900	3650	34.3	44.7

## DESIGN AND CONSTRUCTION



## MERV (Minimum Efficiency Reporting Value)

A numerical system for comparing filters based on minimum particle size efficiency. A MERV of 1 is least efficient; a 16 is the most efficient. (See ASHRAE 52.2)

High capacity achieves MERV 8, standard capacity achieves MERV 7.

\*\*Special Sizes available upon request.

Average efficiencies may vary 5 points. These variances are typical of filters in the medium efficiency category when tested in accordance with the ASHRAE 52.1 Standard.

## REPRESENTED BY

