



EMS6
Particulate Emission
Monitor

What it Does

- Continuously monitors particulate flow, primarily emissions from process plants.
- Capable of being a part of total process monitoring system.
- Measures the movement of particulate past the stationary emission monitor.
- Output can be interfaced into PLC, SCADA or Connect Network System enabling data to be logged in plant operating system.
- Output signal is RS485 Modbus RTU protocol.
- Linear representation of mg/m^3 (gr/ft^3) or mg/s (gr/s). Iso-kinetic sample required for initial calibration.

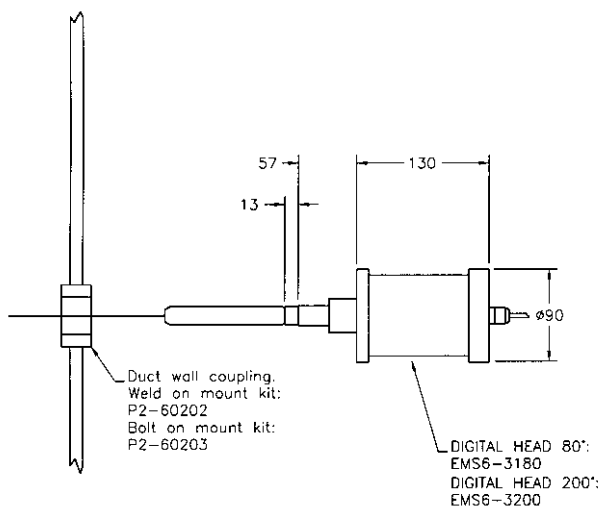
Product Description

The EMS6 utilises AC Coupled Triboelectric technology. As particles travel through the process they develop a charge. This charge is transferred as the particle passes or impacts the sensing element. The resulting current is amplified, filtered, rectified and further filtered and converted to digital form looking only at the AC component. This gives a linear representation of the concentration or mass flow rate of the particles in the gas stream, depending on the chosen scale for calibration.

The reason for measuring the AC component is that, compared to the DC component, the electronics are more sensitive. The AC signal is substantially less affected by influences such as amplifier noise and process parameters which includes the build-up of process dust on the sensing rod.

The EMS6 totally filters out any 50Hz or 60Hz frequencies related to mains supply. The digital signal is then sent via a data cable to PLC, SCADA or a Connect Network System.

The EMS6 linear representation of concentration or mass flow has been validated by independent laboratories. The EMS6 along with ANJ1, ANP1 and Connect software has been tested and certified for monitoring dust emissions according to the "MCERTS standard.



Operational Range

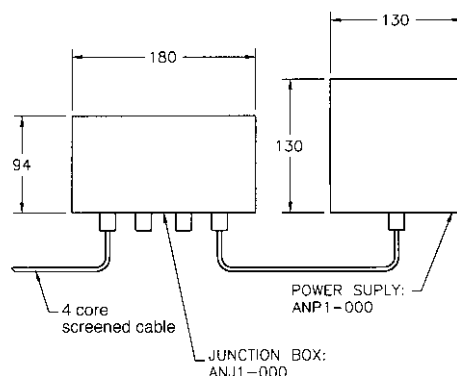
- Suitable for a wide range of dust collection, gas cleaning and outlet stack applications.
- Applicable for all types of outlet stack geometrical arrangements.
- Insertion temperatures up to 80°C or 200°C (176°F or 392°F), higher if required.
- Applicable to most particulate types.
- For duct sizes from 50mm (2") to outlets over 10m (33ft).
- Dust concentrations from 0.01mg/m^3 ($4 \times 10^{-6}\text{gr/ft}^3$)
- Suitable for most stack material eg. steel, brick etc.

Benefits

- Detects all particles regardless of composition.
- Very sensitive due to AC coupled technology.
- Can be a linear representation of either concentration or mass flow rate.
- Can monitor extremely small particles like galvanising fume ($\sim 0.1\mu\text{m}$).
- Can be calibrated for large range of concentrations or mass flow rates.
- A seamless interface to industry standard PLC, SCADA or Connect Network System.
- Easy installation.
- Immunity to bridging providing reliable continuous operation.

Features

- Proven AC Triboelectric technology.
- Air purge port.
- Three settable ranges under both hardware and software control.
- Network ID settable under both hardware and software control.
- RS485 Modbus RTU communications protocol.
- Simple installation.



Technical Specifications

Functions

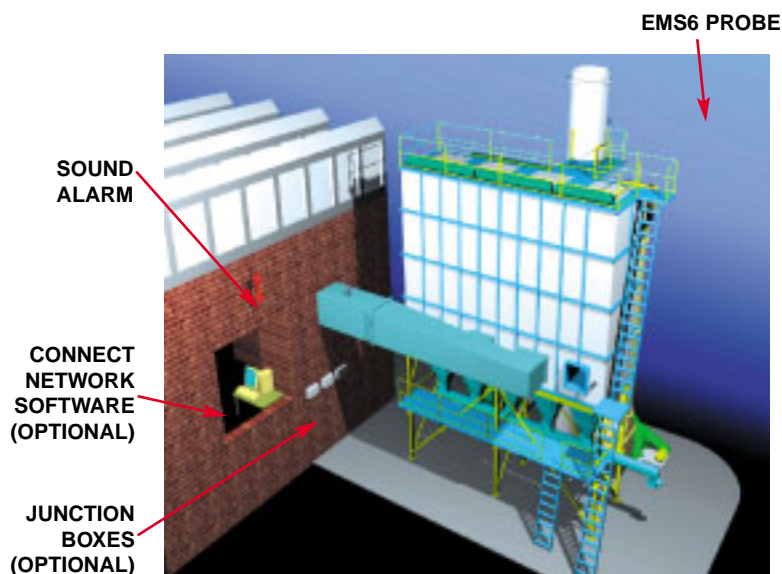
Diagnostics: Automatic self check and calibration signal on start-up
 Gain: High: (0-20mg/m³) (0-0.008gr/ft³)
 Med: (0-150mg/m³) (0-0.006gr/ft³)
 Low: (0-1000mg/m³) (0-0.437gr/ft³)

Operational Equipment

	ANJ1 Junction Box	ANP1 Power Supply	AYK1 Relay Card
Enclosure Rating:	IP66/NEMA 4	IP66/NEMA 4	IP66/NEMA 4
Enclosure Size:	94mm x 180mm x 57mm (3 ^{11/16} " x 7 ^{1/8} " x 2 ^{1/4} ")	130mm x 130mm x 75mm (5 ^{1/8} " x 5 ^{1/8} " x 2 ^{31/32} ")	130mm x 94mm x 57mm (5 ^{1/8} " x 3 ^{11/16} " x 2 ^{1/4} ")
Enclosure Material:	Plastic Composite	Plastic Composite	Plastic Composite
Power Supply:	12VDC or 24VDC	100 – 240VAC	12VDC nominal
Temperature Range:	-20°C to 60°C (-4°F to 140°F)	-20°C to 60°C (-4°F to 140°F)	-20°C to 60°C (-4°F to 140°F)

Remote Sensing Head

Insertion Temp Range:	EMS6-3180: -20°C to 80°C (-40°F to 176°F) EMS6-3200: -20°C to 200°C (-4°F to 392°F) High temperatures are achievable >650°C (1200°F) with additional hardware	Sensing Element Material:	316 stainless steel
Sensor Lengths:	50mm to 10m (2" to 33ft) using appropriate probe options Consult with supplier for larger options	Sensing Element Options:	Solid rod, tubular, teflon coated, multiple supports, cable type
Connection required on duct:	1" BSPT Socket	Air Purge Requirements:	Connection: 1/8" gas thread on side of unit Air Pressure: 400kPa (60psi) max Air Consumption: 1.7-17m ³ /hr (1-10cfm) pulsed
Enclosure Temperature Range:	-20°C to 60°C (-4°F to 140°F)	Electrical Specification between Sensing Head and Controller:	4 core screened data cable: Beldon 9534 (or equivalent) max 1000m
Enclosure Rating:	IP66/NEMA4	Resolution:	0.001mg/m ³ (0.4x10 ⁻⁶ gr/ft ³)
Enclosure Material:	Aluminium		



Australia

Goyen Controls Co Pty Ltd
268 Milperra Road
Milperra
NSW 2214

Telephone: 61 2 9792 0201
Facsimile: 61 2 9771 5380

Asia

Goyen Controls Co Pty Ltd
Shanghai Representative Office
2521 Zhao Feng World Trade Building
369 Jiang Su Road Shanghai 200050 CHINA
Telephone: 86 21 5239 8810
Facsimile: 86 21 5239 8812

USA

Goyen Valve Corporation
1195 Airport Road
Lakewood
New Jersey 08701 USA

Europe

Goyen Controls Co UK Ltd
Unit 3B Beechwood
Chineham Business Park
Basingstoke, Hampshire, RG24 8WA
UNITED KINGDOM
Telephone: 44 1256 817 800
Facsimile: 44 1256 843 164

Queensland

Telephone: 61 7 3260 2161
Facsimile: 61 7 3260 2165

South Australia

Telephone: 61 2 9792 0201
Facsimile: 61 2 9771 5380

Victoria

Telephone: 61 3 9874 6655
Facsimile: 61 3 9874 1846

Western Australia

Telephone: 61 8 9302 8800
Facsimile: 61 8 9302 6500

Goyen Controls Co Pty Ltd
65-2 Jalan Mega Mendung
Kompleks Bandar 58200
Kuala Lumpur MALAYSIA
Telephone: 60 37 987 6839
Facsimile: 60 37 987 7839

Telephone: 1 732 364 7800
Facsimile: 1 732 364 1356

Tyco Umwelttechnik GmbH
Im Petersfeld 6
D-65624 Altdiez
GERMANY

Telephone: 49 6432 1001/1002
Facsimile: 49 6432 63810

Mecair S.r.l
Via per Cinisello 97
1-20054 Nova Milanese
Milano
ITALY
Telephone: 39 0362 3751
Facsimile: 39 0362 367 279